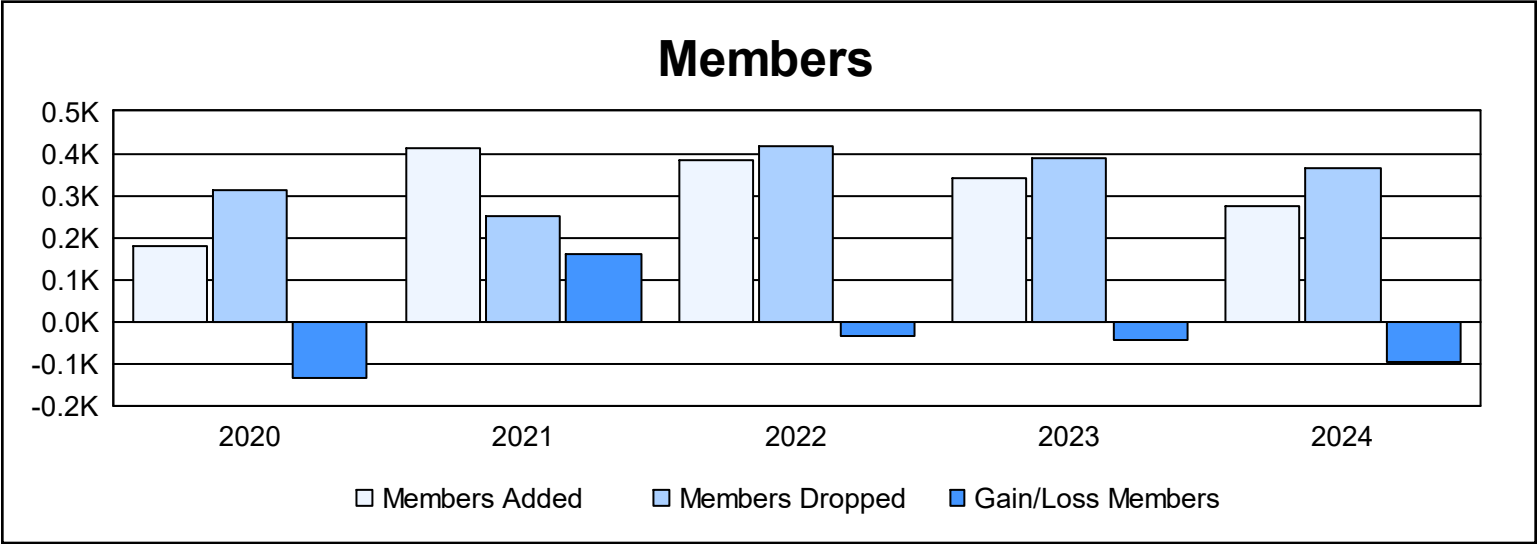
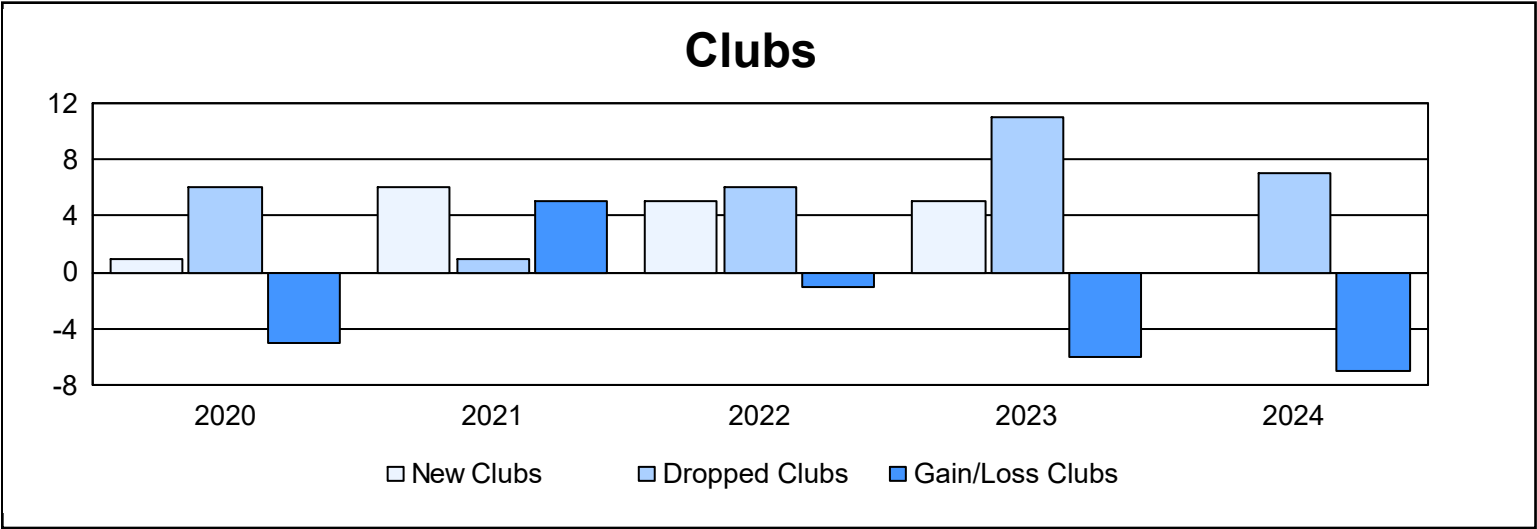
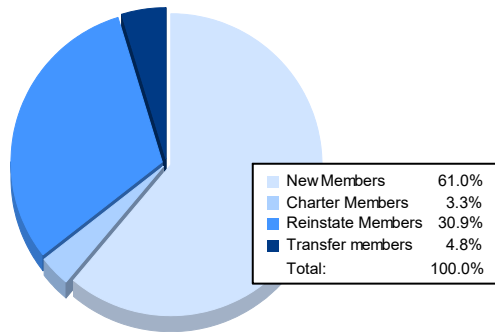


Year	New Clubs	Dropped Clubs	Gain/ Loss Clubs	New Members	Charter Members	Reinstate Members	Transfer Members	Total Member Added	Total Members Dropped	Gain/ Loss Members
2019-2020	1	6	-5	111	22	33	11	177	311	-134
2020-2021	6	1	5	212	139	28	31	410	249	161
2021-2022	5	6	-1	211	121	45	6	383	416	-33
2022-2023	5	11	-6	178	114	23	26	341	386	-45
2023-2024	0	7	-7	166	9	84	13	272	366	-94
Average	3	6	-3	176	81	43	17	317	346	-29



### Membership Composition June 2024 Cumulative



### Gender Composition June 2024 Cumulative

